
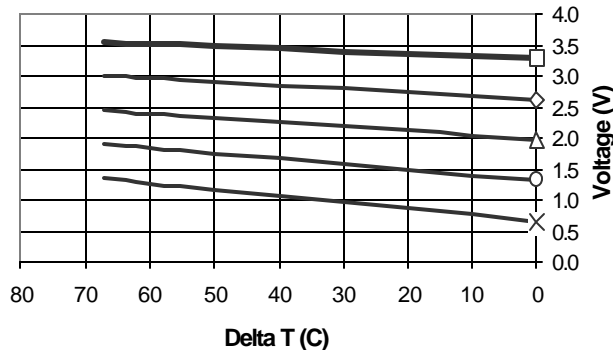


Performance Specifications

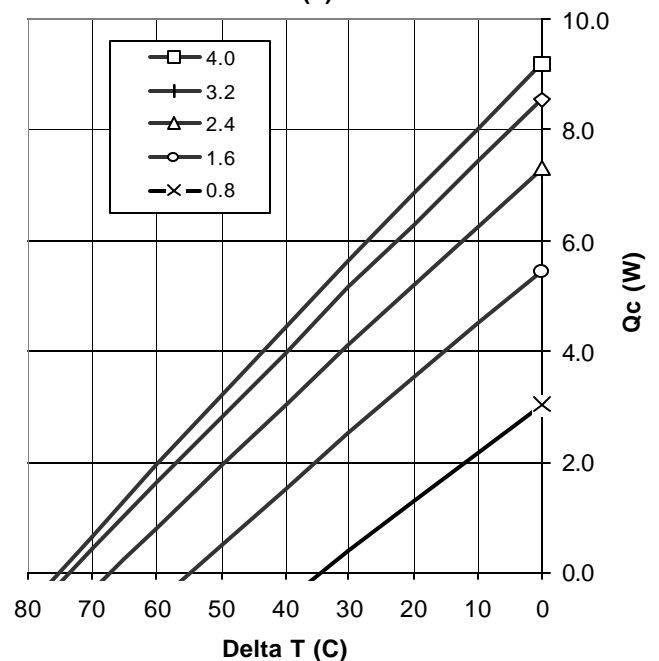
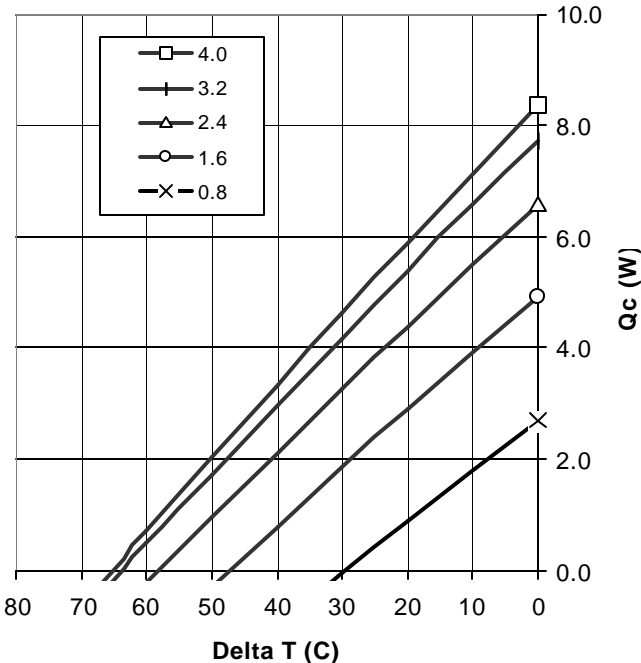
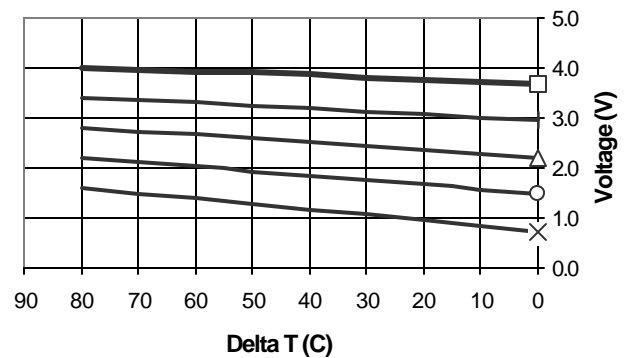
Hot Side Temperature (°C)	25° C	50° C
Qmax (Watts)	8.2	9.2
Delta Tmax (°C)	67	77
I _{max} (Amps)	3.9	3.9
V _{max} (Volts)	3.75	3.98
Module Resistance (Ohms)	0.82	0.92



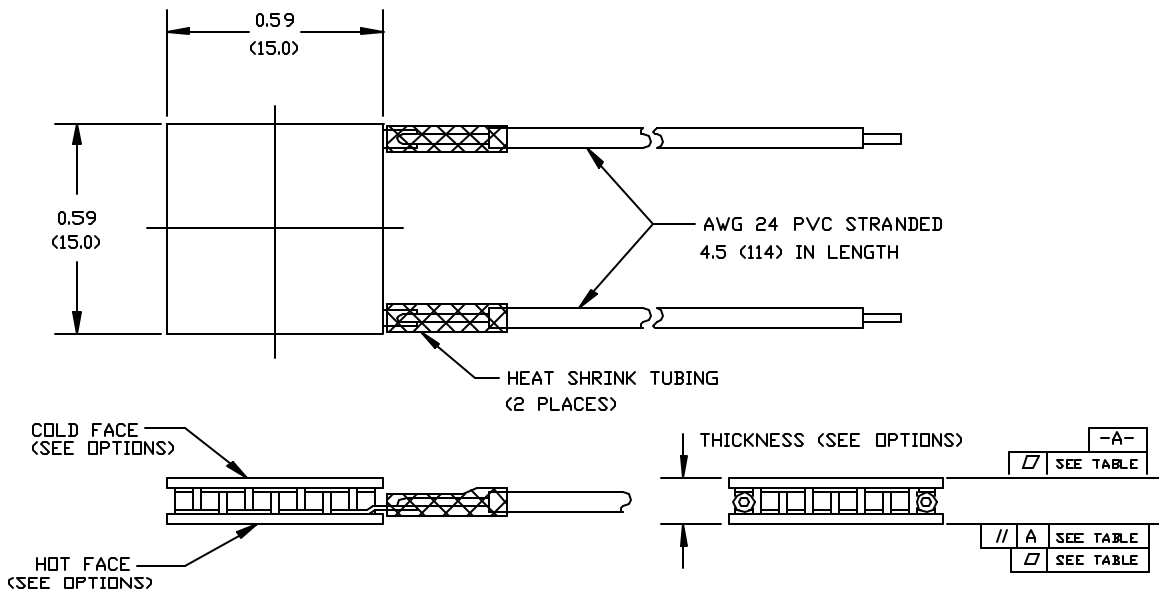
Performance Curves – Th = 25° C



Performance Curves – Th = 50° C



Mechanical Drawing



Ceramic Material: Alumina (Al_2O_3)
 Solder Construction: 138°C, Bismuth Tin (BiSn)

Thickness and Surface Finish Specifications

Suffix	Thickness (Prior to Tinning)	Flatness & Parallelism	Hot Face	Cold Face	Lead Length
L	0.126" ± 0.010"	0.0015" / 0.0015"	Lapped	Lapped	4.5"
L-1	0.126" ± 0.001"	0.001" / 0.001"	Lapped	Lapped	4.5"
L-2	0.126" ± 0.0005"	0.0005" / 0.0005"	Lapped	Lapped	4.5"
ML	0.130 ± 0.010"	0.002" / 0.002"	Metallized	Lapped	4.5"
LM	0.130 ± 0.010"	0.002" / 0.002"	Lapped	Metallized	4.5"
MM	0.134 ± 0.010"	0.002" / 0.002"	Metallized	Metallized	4.5"

Operating Tips

- Max Operating Temperature: 80°C
- Do not exceed I_{max} or V_{max} when operating module.
- Please consult Melcor for moisture and corrosion protection options.
- Solder tinning also available on metallized ceramics.

Page Intentionally
Left Blank



For additional information please contact Melcor:

INTERNET: www.melcor.com

ONLINE STORE: www.store.melcor.com

E-MAIL: tecooler@melcor.com

N. AMERICA: Melcor Corp., 1040 Spruce Street, Trenton, NJ 08648

Phone: (609) 393-4178, Fax: (609) 393-9461

For a worldwide distributor listing please visit our Global Sales Office web page at

<http://www.melcor.com/global.html>

Melcor and the Melcor logo are trademarks of Melcor Corporation.